

RONDELLE CREDENZA

RONDELLE CREDENZA

MODEL NO: 10090201

Hand blown, clear glass crystal rondelle door faces on metal frame with wood panels, metal hardware and hand stitched leather details, adjustable interior wood shelving with flame cut metal top.

AS SHOWN (IN PHOTO)

88"W x 22"D x 30"H (4 doors)

Metal - frame: tarnished metal
top: tarnished brass
hardware: brass

Wood - medium walnut

Leather - bourbon brown

Glass/handle hardware - brass

DIMENSIONS

Available in six sizes

Low Style

Overall - 60"W x 22"D x 25"H (2 doors)

Overall - 74"W x 22"D x 25"H (2 doors)

Overall - 88"W x 22"D x 25"H (4 doors)

High Style

Overall - 60"W x 22"D x 30"H (4 doors)

Overall - 74"W x 22"D x 30"H (4 doors)

Overall - 88"W x 22"D x 30"H (4 doors)

AVAILABLE FINISHES

Metal - frame: natural metal, tarnished metal, aged blackened metal
top: natural metal, tarnished metal, aged blackened metal,
natural brass*, tarnished brass*, aged blackened brass*

Wood - white ash, medium walnut, ebonized ash, oxidized walnut

Leather - hand stitched natural tan, bourbon brown, black leather

Glass/handle hardware - silver or brass


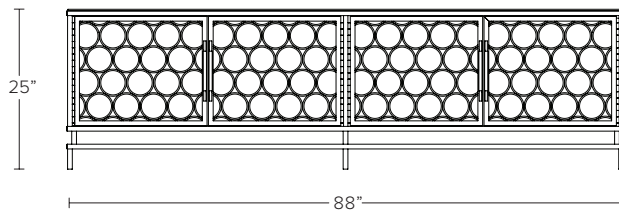
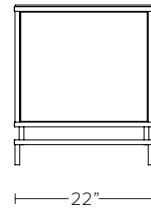
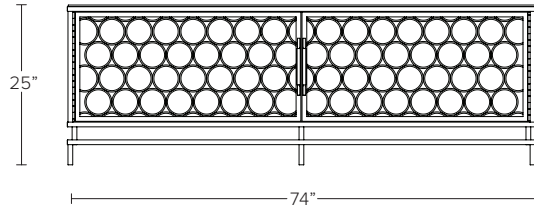
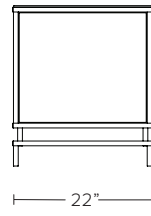
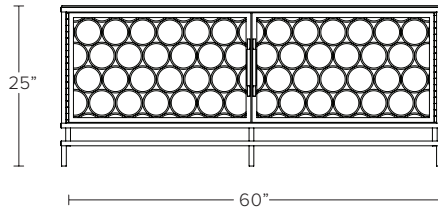
ADDITIONAL NOTES

General lead time for standard finishes is 16-18 weeks. Updated lead times provided at time of formal quoting.



Rondelle Credenza 88"W x 22"D x 30"H (4 doors) with 9 piece Calla Mobile

LOW STYLE



HIGH STYLE

