



© 2021 JOHN POMP STUDIOS (U.S. PATENT NO. D862,767)



JOHN POMP

CALLA MOBILE

# CALLA MOBILE

MODEL NO JPSCM-01

Hand-blown, sculpted glass crystal pieces balanced from solid brass mobile

## AS SHOWN (IN PHOTO)

9 glass pieces - approx. dimensions 120"L x 84"W  
Glass - clear with iridescence  
Metal - oxidized brass

## DIMENSIONS

*Available in four sizes:*

3 glass pieces - approx. dimensions 60"L x 36"W  
5 glass pieces - approx. dimensions 84"L x 48"W  
7 glass pieces - approx. dimensions 108"L x 60"W  
9 glass pieces - approx. dimensions 120"L x 84"W

Glass - 12"W x 9"D x 3"H

*Glass dimensions may vary slightly due to sculpted process*

## ELECTRICAL

6w incandescent bulb per socket included

## AVAILABLE FINISHES

Glass - see glass finish list  
Metal - satin brass (standard), oxidized brass, satin nickel,  
oil rubbed blackened steel or light oil rubbed blackened steel

## ADDITIONAL NOTES

Lead time is 10-12 weeks, additional 2-3 weeks for premium glass colors.

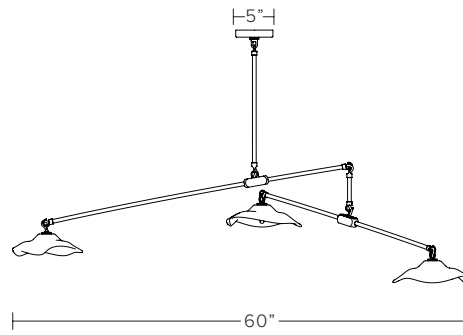
As per design intent, fixture may balance at angles different from what is shown and arms will reposition slightly if contact is made.

All dimensions listed are approximate and should be considered +/- 6".

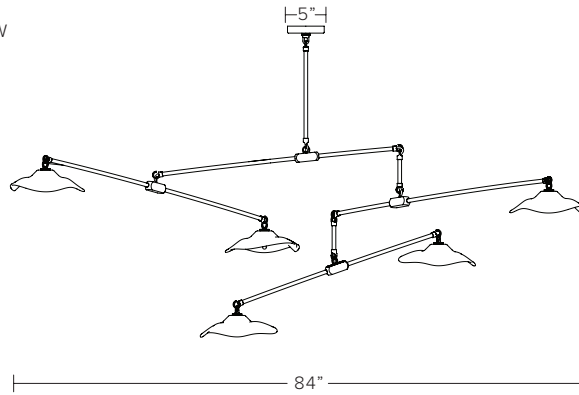
UL listed.



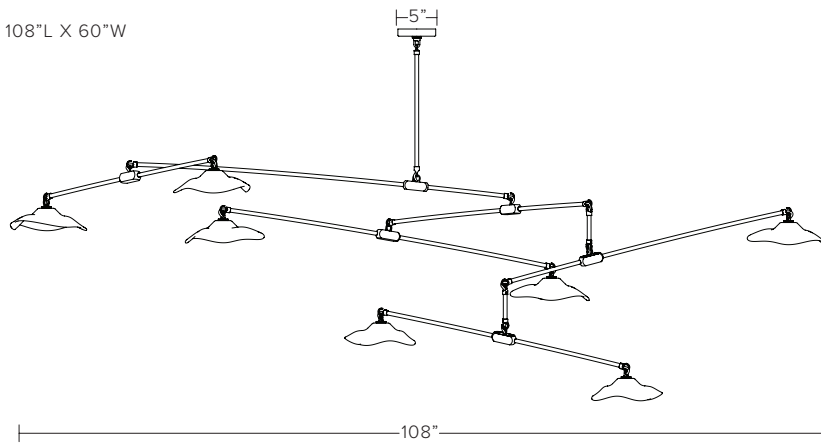
3 PIECE, 60"L X 36"W



5 PIECE, 84"L X 48"W



7 PIECE, 108"L X 60"W



9 PIECE, 120"L X 84"W

